



Part of the **ASPYRE™**
COLLECTION

Vision™ Series

Exceptionally Crafted

Product Data Sheet | Version 1.3

Busch Systems International Inc.
81 Rawson Avenue, Barrie ON., Canada
1.800.565.9931
buschsystems.com



View the Vision™ Series Online!





EXCEPTIONALLY CRAFTED WITH SUSTAINABILITY IN MIND

Standardize your recycling program with a futuristic, modern container that is perfect for any indoor or outdoor setting. From the cafeteria to the courtyard, the Vision™ blends seamlessly into any space while making waste diversion easily attainable. Durability and performance were key factors in every detail throughout the construction of this container, making it an extremely reliable choice for any organization. This container effortlessly combines sustainability and practicality to create a Vision™ for the future of our environment.

POPULAR BASE SKU'S



104482



104674



105295



104677

BUILD YOUR VISION™ STATION

S E R I E S



ONE: THE BODY

- Single
- Single XL
- 2 in 1
- Double
- Double XL
- Triple
- Quad

TWO: THE OPENING


- See opening specifications for available openings

THREE: THE LABEL

- Choose from our stock options or customize your own!

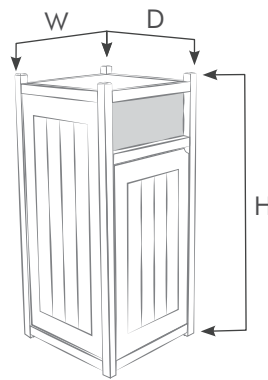
FOUR: OPTIONAL KITS

- Door with Sign
- Backboard Sign Frame
- Rodent Resistant Opening
- Hard Ground Mount Kit
- Casters




STATION SPECIFICATIONS

Below are the available Station Options for the Vision™ Series. With this measurement guide you will find the right size Vision™ Series container to fit your space. The measurement guide is the essence of various standard measuring methods. All measurements are in inches. The Vision™ Series recycled plastic lumber containers are available in Single, Double & Triple stream configurations. Talk to your dedicated Busch Systems® sales representative for more information on how to choose the right size container for your space.



Body Shape	Height	Width	Depth	Weight	Capacity
Single	43"H (1092.2mm)	20.5"W (520.7mm)	20.5"D (520.7mm)	70lbs (31.75kg)	32 gal
Single XL	48"H (1219.2mm)	27.5"W (698.5mm)	27.5"D (698.5mm)	137lbs (62.14kg)	45 gal
2 in 1	48"H (1219.2mm)	27.5"W (698.5mm)	27.5"D (698.5mm)	143.3lbs (65kg)	46 gal
Double	43"H (1092.2mm)	39.5"W (1003.3mm)	20.5"D (520.7mm)	126lbs (57.15kg)	64 gal
Double XL	48"H (1219.2mm)	53"W (1346.2mm)	27.5"D (698.5mm)	274lbs (124.28kg)	90 gal
Triple	43"H (1092.2mm)	58.5"W (1485.9mm)	20.5"D (520.7mm)	180lbs (81.65kg)	96 gal
Quad	43"H (1092.2mm)	76"W (1930.4mm)	20.5"D (520.7mm)	180lbs (81.65kg)	128 gal

STOCK PANEL COLORS



STOCK POST COLORS



*Openings & Doors Only. For full units in these colors, contact your sales representative.

OPENING SPECIFICATIONS

The chart below outlines the available Opening Options for each Vision™ Series model as well as the associated opening dimensions. Be sure to run a preliminary audit of the popular materials that are discarded where your Vision™ Series containers will be placed. For example, if you're collecting large quantities of standard-sized Cans & Bottles, the Circle Opening is the ideal choice, as it will reduce contamination of materials that are larger than the dimensions of the opening. If there is a blank cell on the body or lid style of your choice, this means there is currently no stock option available. Talk to your dedicated Busch Systems® sales representative for more information.

	Full	Mixed	Slot	Circle
Single Double Triple				
Opening Dimensions	17"W x 7"H 431.8mm x 177.8mm	10"W x 2"H x 5"D 254mm x 50.8mm x 127mm	12"W x 2"H 304.8mm x 50.8mm	5"W x 5"H 127mm x 127mm
XL				
Opening Dimensions	23.5"W x 8"H 596.9mm x 203.2mm	10"W x 2"H x 5"D 254mm x 50.8mm x 127mm	12"W x 2"H 304.8mm x 50.8mm	5"W x 5"H 127mm x 127mm
2 in 1				
Opening Dimensions	11"W x 8"H 279.4mm x 203.2mm	10"W x 2"H x 5"D 254mm x 50.8mm x 127mm	12"W x 2"H 304.8mm x 50.8mm	5"W x 5"H 127mm x 127mm

STOCK OPENING COLORS



Cedar



Blue



Green



Black



Grey



White



Brown

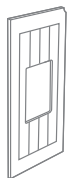
PRODUCT ACCESSORIES

If you're interested in maximizing the full potential of your Vision™ Series containers, you can enhance the quality & performance and expand the possibilities with top quality accessories that will add functionality and convenience with ease. These product accessories are designed to help you get the most out of your recycling & waste management equipment. Busch Systems® offers a number of different accessories to add convenience and portability.

To add movement to your Vision™ Series station, consider the Busch Systems® professional quality caster kits that allow you to easily move your station to a better location or for cleaning and maintenance.

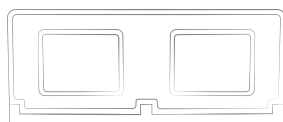
For maximum impact, add high-profile Sign Frames to the top of your Vision™ Series Station to broadcast your organization's messaging. You can also add unique sign inserts to the door of your Vision™ Station to provide additional messaging and communicate your program.

DOORS WITH SIGN INSERT



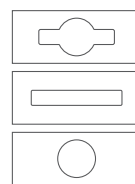
(fits 8.5"x11" sign)

TOP BACKBOARD SIGN FRAMES



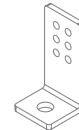
(fits 11"x8.5" signs)

RESTRICTIVE OPENINGS

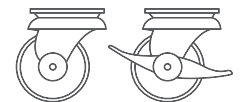


(available in all stock colors)

HARD GROUND MOUNTING KIT



CASTERS



(2 Free + 2 Locking)

STOCK LABELS & SIGNS

Labels come standard with a stream specific color background and white text. These premium labels incorporate a glossy 3D coating which adds to the high-end look of the Vision™. All labels are able to be customized. The optional signs come standard with a stream specific color background and white text. All signs can be customized to match your unique branding and stream requirements.

STOCK LABELS



OPTIONAL DOOR SIGNS



OPTIONAL TOP BACKBOARD SIGNAGE



NOTE: Because different computers, monitors, and printers render colors and textures differently, actual finishes may vary from those shown here.

IDEAL BAG SIZES

	Vision™
Ideal Bag Size (inches)	34 x 40

MATERIAL & CONSTRUCTION DETAILS

Not all recycling & waste receptacles are created equal. Our company policy is never to compromise on our workmanship or the quality material standards we've set. We only recommend and use quality first grade materials on our recycling & waste containers, and source these from OEM's at highly-competitive prices. Being a manufacturer that buys at high-quantities gives significant buying power with companies which in turn saves you money.

The design process, materials used, finishes and manufacturing standards all affect the final product. Every decision is vital to getting the most value for your investment. You deserve recycling & waste containers that meets your demands for quality and durability and will enhance your working environment for years to come.

Busch Systems® Recycled Plastic Lumber products are made from 97% maximum-strength, post consumer HDPE (most often recycled milk jugs!). The Aura Series stations do not absorb moisture, are resistant to rotting, heat & mold and are developed using the highest-quality, rust-resistant hinges, fasteners & screws. Commercial-grade resins and UV resistors are added to the recycled lumber during the manufacturing process to prevent fading due to sun and harsh weather exposure.

The LEED® green building certification program is the nationally accepted benchmark for the design, construction and operation of green buildings. Busch Systems® recycled plastic lumber receptacles are made of 97% pure post-consumer HDPE and may contribute to your LEED® goals under MR 4.1 and MR 4.2.

Component	Material(s)	Construction
Bodies, Openings, Sign Frames	Recycled Plastic Lumber	<ul style="list-style-type: none"> Made of 97% pure post-consumer HDPE
Liners	HDPE	<ul style="list-style-type: none"> Liners are molded from durable, black HDPE and contain up to 35% recycled content
Leveling Feet	Steel	<ul style="list-style-type: none"> Steel thread with plastic feet. Plastic bottom reduces scratches and marks on the floor.
Casters	HDPE	<ul style="list-style-type: none"> 4 durable, long-lasting swivel castors (2 of 4 castors include brakes to secure container into place)
Signage	100lb. Digital Cover Coated Paper	<ul style="list-style-type: none"> 30% PCW FSC®

ENVIRONMENTAL CONSIDERATIONS

- All Vision™ Receptacles use a low energy, resource efficient manufacturing and curing process
- All Vision™ receptacle components disassemble at end of life and are fully recyclable
- Low maintenance and extremely long service life
- Manufactured in North America

Configurations	Post-Industrial Recycled Content	Post-Consumer Recycled Content	Total Recycled Content	3rd Party Certifications
Vision™	Contact us	Contact us	Contact us	-

Busch Systems® is dedicated to environmental responsibility. We maintain an Environmental Management System and are continually working to improve our impact through efficiency, material selection, vendor education, employee involvement, and an unwavering commitment to being a B-Corporation®. If you would like additional information on our product development process or if you don't see the information you need for your project on this page, please contact our Sustainability Team at sustainability@buschsystems.com.

LEAD TIME

Our standard lead times on the Vision™ Series are 6-8 weeks. Please contact us to discuss your specific timing requirements.

PRICING AND ORDERING

Please contact us at **800.565.9931** or **sales@buschsystems.com**. At Busch Systems®, we design, manufacture and sell our products directly to you. Our sales team is available to assist you with questions about our products, requests for quotes, and orders. Vertical Managers are located across North America to assist with the front-end specification and quoting process, and our in-house Project Sales Coordinators follow your project through from the time you place an order to shipment.

TO ORDER PLEASE SPECIFY

Quantity, color & series model. Talk to your dedicated Busch Systems® sales representative for more information. If you do not have a dedicated Sales Representative please contact us via our website at **buschsystems.com/contact-us/**

INSTALLATION

Busch Systems® Vision™ Series containers are hassle-free when it comes to installation. Each container comes fully-assembled and individually boxed using high-density cardboard with high-recycled content to ensure safe and environmentally friendly transport.

To install your Vision™ Series containers:

1. Unbox each station
2. Apply your chosen labels
3. (Optional) Assemble the leveling feet by hand-screwing them to the precast holes in the bottom of the container
4. Insert the recycling/waste bag into each liner and wrap the top edge of the bag around the liner.

CARE & MAINTENANCE

Advantages of Busch Systems® Recycled Plastic Lumber receptacles include:

- Made from 97% maximum-strength, post consumer HDPE (most often recycled milk jugs!)
- Highly-durable material and is able to withstand physical stress to a greater degree than wood.
- Minor dings and scratches are much less likely to bend your containers out of shape or leave the finished scratched.
- Do not absorb moisture, are resistant to rotting, heat & mold and are developed using the highest-quality, rust-resistant hinges, fasteners & screws.
- Commercial-grade resins and UV resistors are added to the recycled lumber during the manufacturing process to prevent fading due to sun and harsh weather exposure.

Their appearance and lifespan will be greatly affected by their care. The frequency of cleaning required depends on the environment in which the containers are used. Outdoor containers will be subject to different environmental conditions than indoor units, i.e. sun, rain, wind, pollution, winter temperatures, and salt/sea air.

To avoid the accumulation of dirt and grime on your Busch Systems® products, and help prevent corrosion, we recommend that a mild detergent be used (not an abrasive), such as a pH-neutral liquid (hand dishwashing or hand car washing soaps, for example) diluted in warm water. Rinse well with clean water. Any dirt adhering to the powder coating should be removed. In order to remove deposits such as salt or dust, use a soft brush (non-abrasive). If this is not sufficient to remove stubborn soiling, the following products have been tested for use:

Note: Always test soaps/cleaners on a hidden and/or small area beforehand

- Ajax Cream
- Liquid Gumption
- Cutting compound ('T. Cut')
- Flash (in water)
- Ajax Liquid (in water)

If solvents are absolutely needed to remove marks, a soft cloth dampened with white spirit may be used.

GENERAL CARE

- Clean with a mild detergent and damp sponge or cloth
- For tougher cleaning purposes, Lysol, TSP or Spray Nine may be used
- To remove permanent marker on melamine, use a small amount of Lacquer Thinner or Acetone on a cotton rag

THINGS TO AVOID

- Cleaners with chloride or bleach
- Abrasive detergents
- Trapped moisture between product and equipment such as rubber mats
- Strong Solvents
- Steel wool or Scouring pads

Contact Us Today for a Quote on Your Vision™ Station!

