



Waste Watcher[®] Series

An Icon in Recycling Equipment

Patent: US D670,766 S

Product Data Sheet | Version 1.3

Busch Systems International Inc.
81 Rawson Avenue, Barrie ON., Canada
1.800.565.9931
buschsystems.com



View the Waste Watcher[®] Series Online!





An Icon in Recycling Equipment

The iconic Waste Watcher® series is our most customizable recycling & waste station.

Since its launch in 2008, the Waste Watcher® continues to exceed expectations in regards to increasing diversion rates, reducing contamination and lower operational costs.

As collection programs often vary and change from one location to the next — the adaptable, multi-stream design of the Waste Watcher® has been expertly designed to complement and shift with your program.

POPULAR SKU'S



100964



100988



100956




101323



101346

Build your WASTE WATCHER® Station

The Waste Watcher® series reduces the stress of adding or removing streams, rearranging stations and making adjustments to your program. Being able to alter your program to keep up with the demand of your evolving needs has never been so easy!



ONE: THE BODY

- 16 Gallon (24" High)
- 20 Gallon (27" High)
- 23 Gallon (30" High)
- XL 24 Gallon (24" High)
- XL 28 Gallon (27" High)
- XL 32 Gallon (30" High)

TWO: THE LID



- See lid opening specifications for available openings

THREE: THE LABEL

- Choose from our stock options or customize your own!

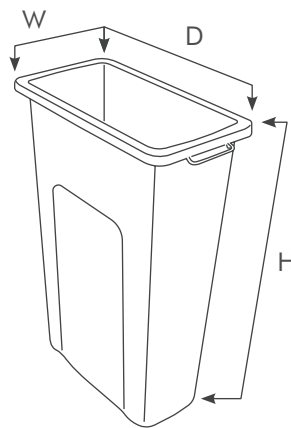
FOUR: OPTIONAL KITS

- Sign Frame
- Connector Kits
- Wheel Dollies



BODY SPECIFICATIONS

Below are the available Body Options for the Waste Watcher® Collection. With this measurement guide you will find the right size Waste Watcher® container to fit your space. The measurement guide is the essence of various standard measuring methods. All measurements are in inches. Talk to your dedicated Busch Systems® sales representative for more information on how to choose the right size container for your space.



Body Shape	Height	Width	Depth	Weight	Capacity
16G/24" (Limited Stock)	24"H (609.6mm)	11"W (279.4mm)	20"D (508mm)	5.4lbs (2.45kg)	16 gal
20G/27" (Limited Stock)	27"H (685.8mm)	11"W (279.4mm)	20"D (508mm)	5.8lbs (2.63kg)	20 gal
23G/30"	30"H (762mm)	11.25"W (285.75mm)	21.25"D (539.75mm)	6.65lbs (3.02kg)	23 gal
*XL 24G/24" (Limited Stock)	24"H (609.6mm)	15.25"W (387.35mm)	21.25"D (539.75mm)	6.8lbs (3.08kg)	24 gal
*XL 28G/27" (Limited Stock)	27"H (685.8mm)	15.25"W (387.35mm)	21.25"D (539.75mm)	7.8lbs (3.54kg)	28 gal
XL 32G/30"	30"H (762mm)	15.5"D (393.7mm)	21.75"D (552.45mm)	8.4lbs (3.81kg)	32 gal

STOCK BODY COLORS



Royal Blue



Dark Green



Executive Grey



Black

*Waste Watcher® XL 24G and 28G are only stocked in Grey.
Other stock colors are available on request with minimum order quantities.

LID OPENING SPECIFICATIONS

The chart below outlines the available Lid Opening Options for each Waste Watcher® body as well as the associated opening dimensions. Be sure to run a preliminary audit of the popular materials that are discarded where your Waste Watcher® containers will be placed. For example, if you're collecting large quantities of standard-sized Cans & Bottles, the Circle Opening is the ideal choice, as it will reduce contamination of materials that are larger than the dimensions of the opening. If there is a blank cell on the body or lid style of your choice, this means there is currently no stock option available. Talk to your dedicated Busch Systems® sales representative for more information.

	Full	Mixed	Slot	Circle	Solid-Lift	Vented-Lift	Swing	Diamond
Waste Watcher®								
Opening Dimensions	7.5"W x 12.5"D	1.75"W x 11.25"D 5"W (circle)	1.75"W x 11.75"D	5" Diameter	7.5"W x 12.5"D	7.5"W x 12.5"D	6"W x 14.5"D	4.75"W x 4.75"D

	Full	Mixed	Slot	Circle	Solid-Lift	Vented-Lift
Waste Watcher® XL						
Opening Dimensions	11.125"W x 12.5"D	1.75"W x 11.25"D 5"W (circle)	1.75"W x 11.75"D	5.5" Diameter	7.5"W x 12.5"D	7.5"W x 12.5"D

STOCK LID COLORS



Royal Blue



Dark Green



Executive Grey



Black



Red*



Yellow*

*Available in select lids only.

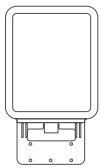
PRODUCT ACCESSORIES

If you're interested in maximizing the full potential of your Waste Watcher® containers, you can enhance the quality & performance and expand the possibilities with top quality accessories that will add functionality and convenience with ease. These product accessories are designed to help you get the most out of your recycling & waste management equipment. Busch Systems® offers a number of different accessories to add convenience and portability.

To add movement to your Waste Watcher® station, consider the Busch Systems® professional quality wheel dollies that allow you to easily move your station to a better location or for cleaning and maintenance. The unique expansion system allows you to add or remove sections, making the dollies adapt to your Waste Watcher® stations with time.

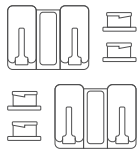
For more customization, all of the Waste Watcher® collection bodies are compatible with a vast choice of customizable sign frame and signage options that increase stream visibility.

SIGN FRAME



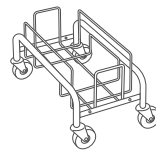
(fits 8.5" x 11" sign)

CONNECTOR KIT




(connect 2 units together)

WHEEL DOLLIES



(available in all combinations)

CARBON FILTER PACK



(3 pack of carbon filters for vented-lift lid)

STOCK GRAPHICS

To clearly indicate streams, all signage is available in corresponding stream colors. Labels come standard with white printed on a clear background. All signage and labels are able to be customized.

STOCK SIGNAGE



STOCK LABELS



*Grey represents clear. Clear will show color of lid. All other areas on labels are printed white.

NOTE: Because different computers, monitors, and printers render colors and textures differently, actual finishes may vary from those shown here.

IDEAL BAG SIZES

	16G/24"	20G/27"	23G/30"	XL 24G/24"	XL 28G/27"	XL 32G/30"
Ideal Bag Size (inches)	31 x 33	31 x 36	31 x 39	36 x 33	36 x 36	36 x 39

MATERIAL & CONSTRUCTION DETAILS

Not all recycling & waste receptacles are created equal. Our company policy is never to compromise on our workmanship or the quality material standards we've set. We only recommend and use quality first grade materials on our recycling & waste containers, and source these from OEM's at highly-competitive prices. Being a manufacturer that buys at high-quantities gives significant buying power with companies which in turn saves you money.

The design process, materials used, finishes and manufacturing standards all affect the final product. Every decision is vital to getting the most value for your investment. You deserve recycling & waste containers that meets your demands for quality and durability and will enhance your working environment for years to come.

Component	Material(s)	Construction
Body	HDPE	<ul style="list-style-type: none"> Bodies are molded from durable HDPE and contain up to 35% recycled content
XL Body (black)	HDPE	<ul style="list-style-type: none"> Bodies are molded from durable black HDPE and 100% Post Consumer Recycled content
Lids	HDPE	<ul style="list-style-type: none"> Lids are molded from durable HDPE and contain up to 35% recycled content
Sign Frames	ABS	<ul style="list-style-type: none"> Sign frames are molded from durable lightweight ABS plastic with strong impact & scratch resistance Sign frames are easily snapped to pre-drilled bodies (no tools required). Fits 8.5" x 11" signage.
Signage	100lb. Digital Cover Coated Paper	<ul style="list-style-type: none"> 30% PCW FSC®
Wheel Dollies	Powder Coated Steel	<ul style="list-style-type: none"> Fire-safe steel construction. Available in Single, Double, Triple or Quad
Connector Kit	HDPE	<ul style="list-style-type: none"> Connector Kits are molded from durable HDPE and contain up to 35% recycled content

ENVIRONMENTAL CONSIDERATIONS

- All Waste Watcher® Receptacles use a low energy, resource efficient manufacturing and curing process
- All Waste Watcher® receptacle components disassemble at end of life and are fully recyclable
- Low maintenance and extremely long service life
- Manufactured in North America

Configurations	Post-Industrial Recycled Content	Post-Consumer Recycled Content	Total Recycled Content	3rd Party Certifications
Waste Watcher®	Contact us	Contact us	Contact us	-

Busch Systems® is dedicated to environmental responsibility. We maintain an Environmental Management System and are continually working to improve our impact through efficiency, material selection, vendor education, employee involvement, and an unwavering commitment to being a B-Corporation®. If you would like additional information on our product development process or if you don't see the information you need for your project on this page, please contact our Sustainability Team at sustainability@buschsystems.com.

LEAD TIME

Our standard lead times on stock SKU's for the Waste Watcher® Series are 3-5 days. Our standard lead times on large/custom orders for all Waste Watcher® Series are 6-8 weeks. Please contact us to discuss your specific timing requirements.

PRICING

Please contact us at **800.565.9931** or sales@buschsystems.com. At Busch Systems®, we design, manufacture and sell our products directly to you. Our sales team is available to assist you with questions about our products, requests for quotes, and orders. Vertical Managers are located across North America to assist with the front-end specification and quoting process, and our in-house Project Sales Coordinators follow your project through from the time you place an order to shipment.

TO ORDER PLEASE SPECIFY

Quantity, body model, lid model, label choice and any optional product accessories. Talk to your dedicated Busch Systems® sales representative for more information. If you do not have a dedicated Sales Representative please contact us via our website at buschsystems.com/contact-us/

INSTALLATION

For quick access and video instruction on installation of your Waste Watcher Series containers, visit:

<https://www.buschsystems.com/blog/product-guides/waste-watcher-series-installation-ongoing-care-guide/>

Busch Systems® Waste Watcher® containers are hassle-free when it comes to installation. Each container is individually boxed using cardboard with high recycled content and each associated lid is boxed within the container box to ensure safe transport.

TO INSTALL YOUR WASTE WATCHER® CONTAINERS:

1. Unbox the body and lid components
2. Insert the recycling/waste bag into the body and wrap the top edge of the bag around the body
3. Place the lid on top of the body

CARE & MAINTENANCE

Advantages of Busch Systems HDPE & LDPE receptacles include:

- Great low temperature impact resistance and excellent chemical resistance
- Great high temperature impact resistance
- Lower stiffness rating which reduces potential for stress cracking
- High strength-to-density ratio

Their appearance and lifespan will be greatly affected by their care. The frequency of cleaning required depends on the environment in which the containers are used. Outdoor containers will be subject to different environmental conditions than indoor units, i.e. sun, rain, wind, pollution, winter temperatures, and salt/sea air.

To avoid the accumulation of dirt and grime on your Busch Systems products, and help prevent corrosion, we recommend that a mild detergent be used (not an abrasive), such as a pH-neutral liquid (hand dishwashing or hand car washing soaps, for example) diluted in warm water. Rinse well with clean water. Any dirt adhering to the powder coating should be removed. In order to remove deposits such as salt or dust, use a soft brush (non-abrasive). If this is not sufficient to remove stubborn soiling, the following products have been tested for use:

- Ajax Cream
- Liquid Gumption
- Flash (in water)
- Ajax Liquid (in water)
- Cutting compound ('T. Cut')

Note: Always test soaps/cleaners on a hidden and/or small area beforehand

If solvents are absolutely needed to remove marks, a soft cloth dampened with white spirit may be used.

GENERAL CARE

- Clean with a power washer or light scrub brush (outdoor/municipal bins)
- Clean with a mild detergent with damp sponge or cloth (indoor/office bins)
- For soil and stain remover, cleaners like Fantastik, Armor All or Acetone may be tried
- UV safe cleaners MUST be used on all outdoor bins

THINGS TO AVOID

- Cleaners with chloride or bleach
- Solvents
- Abrasive detergents
- Steel wool or Scouring pads

Contact Us Today for a Quote on Your Waste Watcher® Station!



BUSCH®
SYSTEMS

Certified



Corporation