



BUSCH[®]
SYSTEMS



Outlaw[™] Series

Breaking the Mold

Product Data Sheet | Version 1.2

Busch Systems International Inc.
81 Rawson Avenue, Barrie ON., Canada
1.800.565.9931
buschsystems.com



View the Outlaw Series Online!





BREAKING THE **MOLD**

This durable, high-capacity container is perfect for any indoor environment. The Outlaws'™ body is made from 100% Post-Consumer Recycled Content with blow-molded construction and is on the leading edge of circular-economy sustainability with quick & efficient manufacturing, allowing us to get this future-conscious product to you exactly when you need it.

POPULAR SKU'S



193238



193239

Bodies are made from
**100% POST-CONSUMER
RECYCLED PRODUCT**

BUILD YOUR **OUTLAW™** STATION



ONE: THE BODY

- 50 gallons (30.625" H x 20.5" W)

TWO: THE LID


- See lid opening specifications for available openings

THREE: THE LABEL

- Choose from our stock options or customize your own!

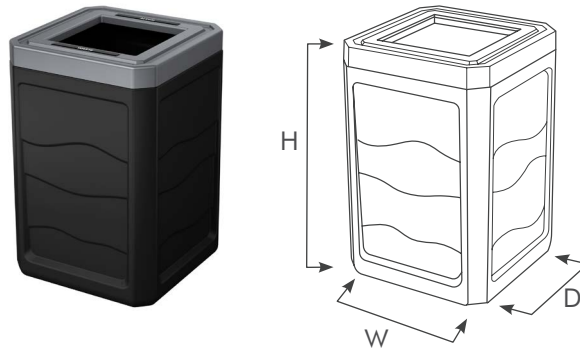
FOUR: OPTIONAL

- Front Body Signage
- Rubber Ballast Weight Insert
- Connector Kit



BODY SPECIFICATIONS

Below are the available station options for the Outlaw™ Series. With this measurement guide you will ensure the Outlaw™ Series container is the right size to fit your space. The measurement guide is the essence of various standard measuring methods. The Outlaw™ Series blow-molded HDPE containers are available in a Single configuration. Talk to your dedicated Busch Systems® sales representative for more information on how to choose the right size container for your space.



Body Shape	Height	Width	Depth	Weight	Capacity
Standard	30"H (762mm)	20"W (508mm)	20"D (508mm)	11.95lbs (5.42kg)	50 gal

STOCK COLORS



Black



Blue

LID & OPENING SPECIFICATIONS

The chart below outlines the available Lid Opening Options for the Outlaw™ Series Container as well as the associated opening dimensions. Be sure to run a preliminary audit of the popular materials that are discarded where your Outlaw™ Series containers will be placed. The Outlaw™ Series openings come standard as full openings. Talk to your dedicated Busch Systems® sales representative for more information.

	Full	Mixed
Indoor Lid		
Opening Dimensions	12"W x 12"L	11.770"L x 5.026"D

STOCK LID COLORS


 Brushed
Pewter Effect

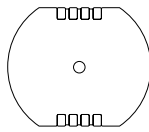
PRODUCT ACCESSORIES

If you're interested in maximizing the full potential of your Outlaw™ Series containers, you can enhance the quality & performance and expand the possibilities with top quality accessories that will add functionality and convenience with ease. These product accessories are designed to help you get the most out of your recycling & waste management equipment. Busch Systems® offers a number of different accessories to add convenience and stability.

To add stability to your Outlaw™ Series station, consider the Busch Systems® professional rubber ballast disc that allows you to easily add weight to your station or the connector kit to attach multiple streams together.

For maximum impact, add high-profile Body Signs to your Outlaw™ Station to broadcast your organization's messaging and increase stream visibility.

RUBBER BALLAST



RUBBER WEIGHTED INSERT*

*To get maximum weight in the Outlaw™, add up to 4 inserts.

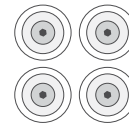
BODY SIGNS



16"W X 26.75" BODY SIGNS*

*Choose from stock artwork or customize your own design.
*Hardware included. Requires a Hex Allen Key for assembly.

CONNECTOR KIT



SET OF 4*

*Includes 4 Chicago bolts, 4 Chicago bases, 2 spacers. Requires a Hex Allen Key for assembly.

STOCK LABELS & BODY SIGNS

The Outlaw™ Series labels come standard with a black background and white text. The body signs come standard with a black background with white text for Waste and a blue background with white text for Recyclables. These premium labels and body signs are smooth and easy to apply. All labels can be customized to match your unique branding and stream requirements.

STOCK LABELS

FULL OPENING LIDS



MIXED OPENING LIDS



Other stock options available upon request. Ask your Busch Systems® sales representative for details.

STOCK BODY SIGNS



197067



197068

PLEASE NOTE: Because different computers, monitors, and printers render colors and textures differently, actual finishes may vary from those shown here.

IDEAL BAG SIZE

Outlaw™ Series	50 Gallons
Ideal Bag Size (inches)	40 x 58

MATERIAL & CONSTRUCTION DETAILS

Not all recycling & waste receptacles are created equal. Our company policy is never to compromise on our workmanship or the quality material standards we've set. We only recommend and use quality first grade materials on our recycling & waste containers, and source these from OEM's at highly-competitive prices. Being a manufacturer that buys at high-quantities gives significant buying power with companies which in turn saves you money.

The design process, materials used, finishes and manufacturing standards all affect the final product. Every decision is vital to getting the most value for your investment. You deserve recycling & waste containers that meets your demands for quality and durability and will enhance your working environment for years to come.

Component	Material(s)	Construction
Bodies	PCR - HDPE	<ul style="list-style-type: none"> Bodies are blow-molded from 100% PCR HDPE
Lids	ABS	<ul style="list-style-type: none"> ABS plastic is made to be both light weight and extremely durable. Resistant to dents, cracks and scratches.

ENVIRONMENTAL CONSIDERATIONS

- All Outlaw™ Receptacles use a low energy, resource efficient manufacturing and curing process
- All Outlaw™ Receptacle components disassemble at end of life and are fully recyclable
- Low maintenance and extremely long service life
- Manufactured in North America

Configurations	Post-Industrial Recycled Content	Post-Consumer Recycled Content	Total Recycled Content	3rd Party Certifications
Outlaw™	Contact us	Contact us	Contact us	-

Busch Systems® is dedicated to environmental responsibility. We maintain an Environmental Management System and are continually working to improve our impact through efficiency, material selection, vendor education, employee involvement, and an unwavering commitment to being a B-Corporation®. If you would like additional information on our product development process or if you don't see the information you need for your project on this page, please contact our Sustainability Team at sustainability@buschsystems.com.

LEAD TIME

Our standard lead times on the Outlaw™ Series are 1-2 weeks for stock. Please inquire for large and/or custom orders. Please contact us to discuss your specific timing requirements.

PRICING AND ORDERING

Please contact us at **800.565.9931** or sales@buschsystems.com. At Busch Systems®, we design, manufacture and sell our products directly to you. Our sales team is available to assist you with questions about our products, requests for quotes, and orders. Vertical Managers are located across North America to assist with the front-end specification and quoting process, and our in-house Project Sales Coordinators follow your project through from the time you place an order to shipment.

TO ORDER PLEASE SPECIFY

Quantity and component colors. Talk to your dedicated Busch Systems® sales representative for more information. If you do not have a dedicated Sales Representative please contact us via our website at buschsystems.com/contact-us/

INSTALLATION

Busch Systems® Outlaw™ Series containers are hassle-free when it comes to installation. Each container comes fully-assembled and individually boxed using high-density cardboard with high-recycled content to ensure safe and environmentally friendly transport.

To install your Outlaw™ Series containers:

1. Remove unit from cartons and place in desired location.
2. (Optional) Place rubber ballast in the bottom of the unit, ensuring that it lays flat.
3. (Optional) Apply labels to lid.

CARE & MAINTENANCE

Advantages of Busch Systems® HDPE receptacles include:

- Great low temperature impact resistance and excellent chemical resistance
- Great high temperature impact resistance
- Lower stiffness rating which reduces the potential for stress cracking
- High strength-to-density ratio

Their appearance and lifespan will be greatly affected by their care. The frequency of cleaning required depends on the environment in which the containers are used. Outdoor containers will be subject to different environmental conditions than indoor units, i.e. sun, rain, wind, pollution, winter temperatures, and salt/sea air.

To avoid the accumulation of dirt and grime on your Busch Systems® products, and help prevent corrosion, we recommend that a mild detergent be used (not an abrasive), such as a pH-neutral liquid (hand dishwashing or hand car washing soaps, for example) diluted in warm water. Rinse well with clean water. Any dirt adhering to the powder coating should be removed. In order to remove deposits such as salt or dust, use a soft brush (non-abrasive). If this is not sufficient to remove stubborn soiling, the following products have been tested for use:

- Ajax Cream
- Liquid Gumption
- Flash (in water)
- Ajax Liquid (in water)
- Cutting compound ('T. Cut')

Note: Always test soaps/cleaners on a hidden and/or small area beforehand

If solvents are absolutely needed to remove marks, a soft cloth dampened with white spirit may be used.

GENERAL CARE

- Clean with a power washer or light scrub brush (outdoor/municipal bins)
- Clean with a mild detergent and damp sponge or cloth (indoor bins)
- For soil and stain remover, cleaners like Fantastik, Armor All or Acetone can be tried

THINGS TO AVOID

- Cleaners with chloride or bleach
- Strong Solvents
- Abrasive detergents
- Steel wool or Scouring pads

Contact Us Today for a Quote on Your Outlaw™ Container!



BUSCH®
SYSTEMS

Certified



Corporation