



SPECTRUM®

series

Being green just got more colorful.

VERSION 1.6

ENJOY THE POSSIBILITIES

The Busch Systems® R&D team has spent countless hours crafting the Spectrum® Series with the specific ability of adapting to collection programs of all types and sizes. In the ever-evolving world of recycling & waste collection, it's imperative to build the basis of your program with as much flexibility as possible.

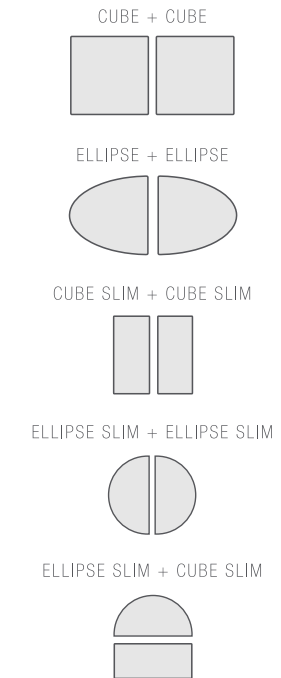
Our team achieved this flexibility by designing five modular containers created at the most adaptable size & profile, then hit them with the loudest variety of color options we've ever made available!

When choosing the Spectrum® Series, you'll be confident knowing the highest quality, most-versatile set of containers will outfit your program and your space perfectly. Be confident knowing the combination of containers you've selected today, can easily be adjusted to suit your program of tomorrow.

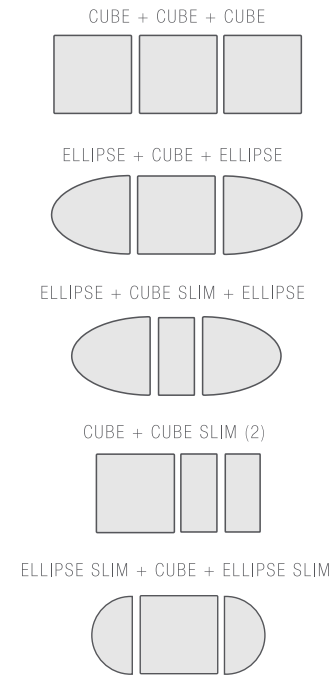


UNLIMITED OPTIONS

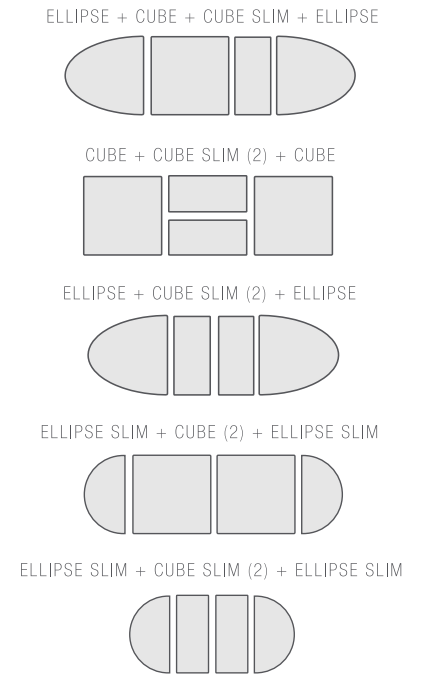
DOUBLE STATION INSPIRATION



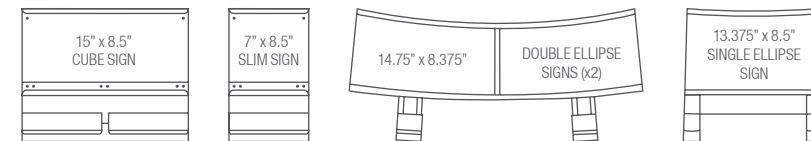
TRIPLE STATION INSPIRATION



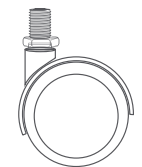
QUAD STATION INSPIRATION



OPTIONAL KITS



SIGN FRAMES KITS



WHEEL CASTER KITS

THE SERIES

**Minimum orders apply for custom colors. Contact us for more details.*

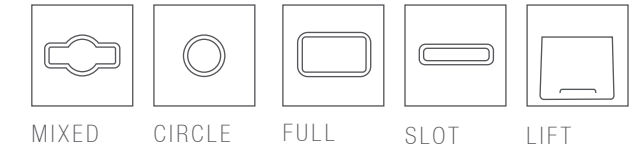


CUBE

CAPACITY: 24 Gallon
 DIMENSIONS: 15.75"D x 15.75"W x 30.375"H
 MATERIAL: Powder Coated 18 Gauge Steel

- Modern shape gives your program a voice while complementing your style
- Available in a variety of colors, capable of brightening any program
- Restrictive openings clearly indicate streams for users
- Modular system allows your centralized station to grow with your program

STOCK COLORS:

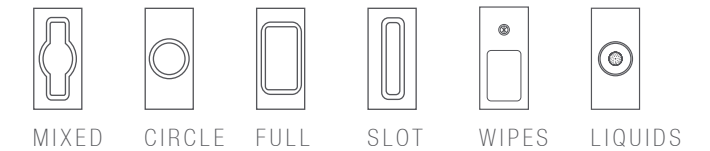


CUBE SLIM

CAPACITY: 10 Gallon
 DIMENSIONS: 15.75"D x 8"W x 30.375"H
 MATERIAL: Powder Coated 18 Gauge Steel

- Functional slim design offers the ability to fit into small spaces
- Ideal for low traffic areas with modest capacity needs
- Optional openings allow you to personalize your program
- Chic color options offering your program a distinct look

STOCK COLORS:

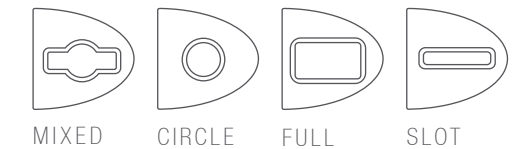


ELLIPSE

CAPACITY: 22 Gallon
 DIMENSIONS: 15.75"D x 15.75"W x 30.375"H
 MATERIAL: Powder Coated 18 Gauge Steel

- Ellipse figuration maintains broad capacity needs
- Rounded profile welcomes unit to be stand-alone or to complete a set
- Ample variety of opening choices to personalize your program
- Stylish composition matches modernized spaces

STOCK COLORS:

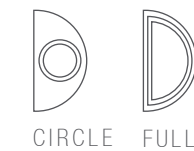


ELLIPSE SLIM

CAPACITY: 8 Gallon
 DIMENSIONS: 15.75"D x 8"W x 30.375"H
 MATERIAL: Powder Coated 18 Gauge Steel

- Slim, contoured design fits neatly against a wall
- Ideal for lower capacity needs in a centralized station
- Lightweight lid for easy maintenance
- Choose from a variety of available color options to match your décor

STOCK COLORS:



THE SERIES CONTINUED



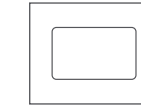
CUBE XL

CAPACITY: 32 Gallon
 DIMENSIONS: 15.75"D x 21.5"W x 30.375"H
 MATERIAL: Powder Coated 18 Gauge Steel

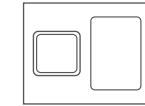
**Minimum orders apply for custom colors. Contact us for more details.*

- With a 32 Gallon capacity, The Spectrum® XL is perfect for high traffic areas
- Practical and modular, allowing you to expand your station at any time
- Full lid opening discourages users from leaving waste materials on top of the container
- Optional ashtray lid reduces littering of cigarette butts in spaces where smoking is acceptable
- Includes a liner for easy servicing and cleaning

STOCK COLORS:



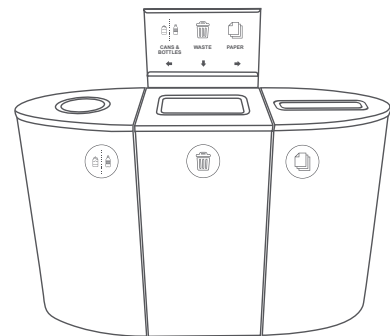
FULL



FULL + ASHTRAY*

**Minimum order quantity required.*

BUILD YOUR SPECTRUM® series



Choose your components:



+



+



+



ONE: THE BODY

- Cube
- Cube-Slim
- Ellipse
- Ellipse-Slim
- Cube XL

TWO: THE OPENING

- See body specifications for available openings

THREE: THE LABEL

- Choose from our stock options or customize your own!

FOUR: OPTIONAL KITS

- Sign Frames
- Wheel Casters



BUSCH[®]
SYSTEMS

Certified



Corporation